



**Grade Level:**

*Kindergarten-2<sup>nd</sup>*

**GPS / CC Standards**

**Addressed:**

*Science -*

*Making Observations*

*(SKCS3, S1CS3, S2CS3)*

*Math - Collecting Data*

*(KMDB3, 1MDC4, 2MDD10)*

*ELA - Writing Poetry*

*(WK2, W12, W22)*

**Materials Needed:**

- *Book "Lettuce Grows on the Ground" by Mari Schuh*
- *Lettuce Seed Packet*
- *Enlarged Seed Packet Image (Included)*
- *Seed Catalog*
- *Magnifying Glasses*
- *Rulers*
- *Three Varieties of Lettuce*
- *Description Worksheet (Included)*
- *Crayons*

**Time Needed:**

*45 minutes*

**Title:** Lettuce Explore Lettuce!

**Goal:** Students are introduced to different types of lettuce and connect their lettuce observations to writing and math.

**Objectives:**

- Students observe and learn about several varieties of lettuce.
- Students record observations and use them to write a poem.
- Students create a line plot to record the results of a class tasting and interpret the data.

**Lesson Outline:**

*Engage:* Read "Lettuce Grows on the Ground"

*Explore:* Gather information from lettuce leaves.

*Explain:* Gather information from lettuce seed packets.

*Extend:* Plant and taste lettuce.

*Evaluate:* Write a poem about lettuce.

Lesson created by:

Growing Minds, a program of  
the Appalachian Sustainable

Agriculture Project (ASAP)

Asheville, NC

[www.growing-minds.org](http://www.growing-minds.org)

*For more information, visit [georgiaorganics.org/lettucetryit](http://georgiaorganics.org/lettucetryit)*



## **Lesson Plan:**

### *Engage:*

- Read “Lettuce Grows on the Ground”
- Class Discussion:
  - What part of the plant do you eat when you eat lettuce? (lettuce)
  - What other leaves do you eat? (kale, chard, spinach, cabbage, broccoli, cauliflower)

### *Explore:*

- Distribute lettuce leaves and observation tools
- Small Group Discussion: What information can you gather about lettuce?
  - Kindergarten – Use your five senses to gather information and make inferences about your lettuce leaves.
  - 1<sup>st</sup> Grade – Use your five senses and your magnifying glass to gather information and make inferences about your lettuce leaves.
  - 2<sup>nd</sup> Grade – Use your five senses, your magnifying glass, and a ruler to gather information and make inferences about your lettuce leaves.

### *Explain:*

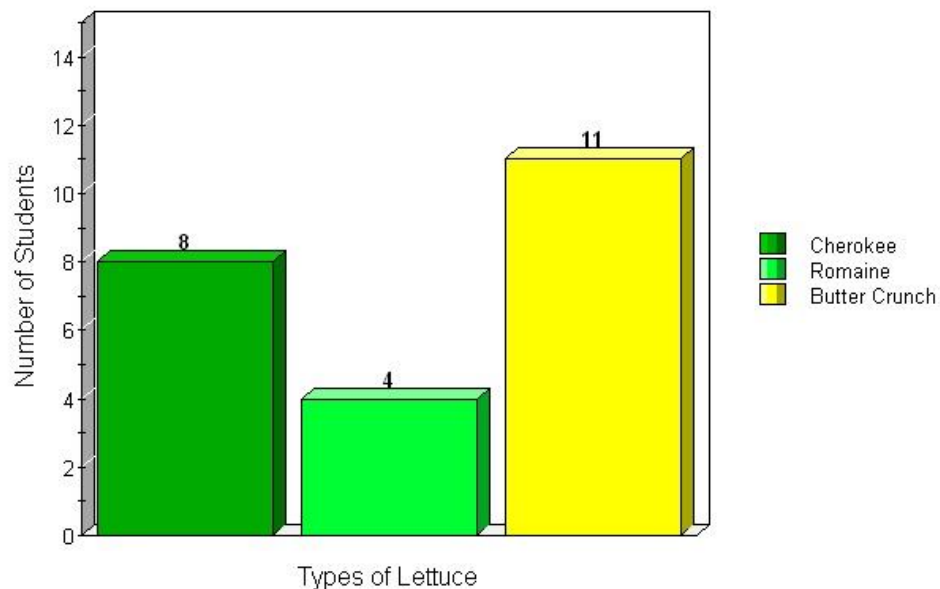
- Distribute lettuce seed packets.
- Small Group Discussion: What additional information can you gather about lettuce?
  - Kindergarten – Look at the pictures. What additional information can you gather about lettuce?
  - 1<sup>st</sup> Grade – Look at the pictures and listen to the words. What additional information can you gather about lettuce?
  - 2<sup>nd</sup> Grade – Look at the pictures and read the words. What are two adjectives used to describe this variety of lettuce? What vitamins are in this variety of lettuce?



*Extend:*

- Taste Lettuce
  - Create a class bar graph based on taste test results
  - Evaluate the bar graph based on taste test results
    - Which type of lettuce was our class' favorite?
    - Which type of lettuce was our class' least favorite?
    - How many more/less students like (type 1) than (type 2)?
    - How would the results change if (student) changed their vote to (type 1) instead of (type 2)?

**Our Favorite Type of Lettuce**



- Plant Lettuce

Lettuce is a great vegetable for a school garden because it is easy and takes up little space – it is perfect for container gardens as well. It will grow for many weeks in mild weather during spring and fall. It grows fastest in full sun but can tolerate some shade. Leaf lettuce is ready to eat at just about any size. You can harvest from the outside of the plant, leaving the central bud to grow more leaves.








*Evaluate:*

- Write a Poem about Lettuce
  - Kindergarten – 5 Senses Poem (model and rubric attached)
  - 1<sup>st</sup> Grade – Acrostic Poem (model and rubric attached)
  - 2<sup>nd</sup> Grade – Haiku (model and rubric attached)
- Illustrate Poem with a Scientific Drawing of Lettuce

# LETTUCE TRY IT!

Name: \_\_\_\_\_

Touch	Taste	Sight	Smell	Hear
				

# LETTUCE TRY IT!

## LETTUCE

Grand Rapids, Tipburn Resistant



An All-America Selection! This loose-leaved lettuce is good for hot weather areas because it is slow to bolt to seed. Crisp, tender leaves have an appealing apple-green color. High in vitamins A and B. This packet will plant approximately an 50 foot row.

Days to Germination	Days to Harvest	Planting Depth	Spacing: Row/Plant	Preserve By
7 - 10	50	1/4 in.	18 in./6 in.	Fresh Use Only



Sow directly in garden as early as soil can be made fine and loose. Cool weather vegetable. Plant seeds every 2 inches, covering firmly with soil.



Thin plants to 6 inches apart when they display 2 or 3 leaves. As plants begin to crowd, pick individual leaves regularly for use.



\_\_\_\_\_

By: \_\_\_\_\_

Lettuce looks \_\_\_\_\_.

Lettuce feels \_\_\_\_\_.

Lettuce sounds \_\_\_\_\_.

Lettuce smells \_\_\_\_\_.

Lettuce tastes \_\_\_\_\_.

RUBRIC	
Appropriately Describes Look	____ / 15
Appropriately Describes Feel	____ / 15
Appropriately Describes Sound	____ / 15
Appropriately Describes Smell	____ / 15
Appropriately Describes Taste	____ / 15
Appropriately and Neatly Illustrates	____ / 25
TOTAL	____ / 100



\_\_\_\_\_

By: \_\_\_\_\_

L \_\_\_\_\_

E \_\_\_\_\_

T \_\_\_\_\_

T \_\_\_\_\_

U \_\_\_\_\_

C \_\_\_\_\_

E \_\_\_\_\_

RUBRIC	
Appropriate Descriptor (10 pts. each)	____ / 70
Correct Spelling	____ / 10
Neatness	____ / 10
Appropriately and Neatly Illustrates	____ / 10
TOTAL	____ / 100





---

By: \_\_\_\_\_

---

(5 syllables)

---

(7 syllables)

---

(5 syllables)

RUBRIC	
Appropriate Content	____ / 60
Correct Syllable Distribution	____ / 10
Correct Spelling	____ / 10
Neatness	____ / 10
Appropriately and Neatly Illustrates	____ / 10
TOTAL	____ / 100



*For more information, visit [georgiaorganics.org/lettucetryit](http://georgiaorganics.org/lettucetryit)*